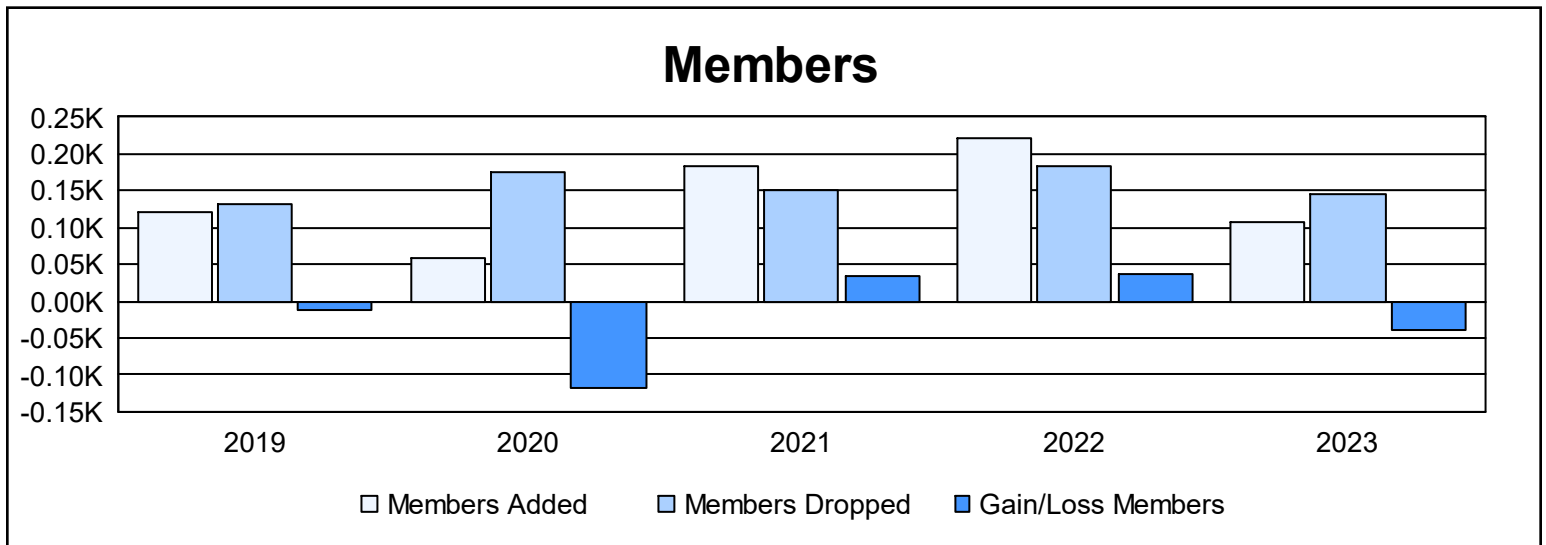
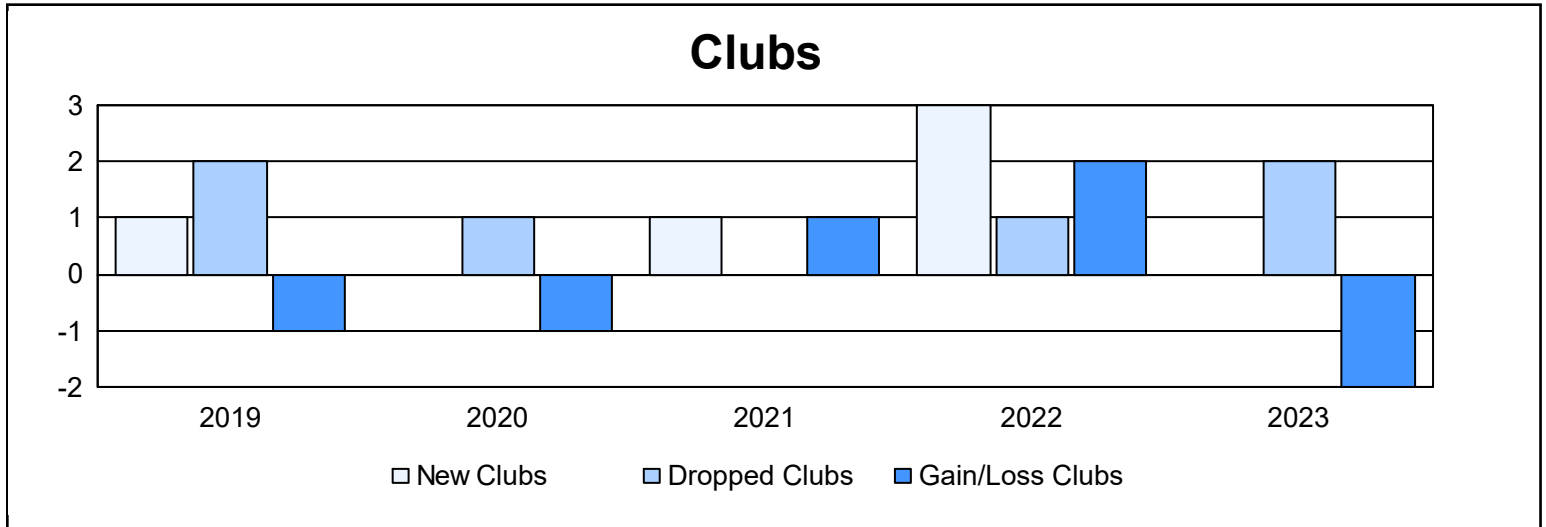
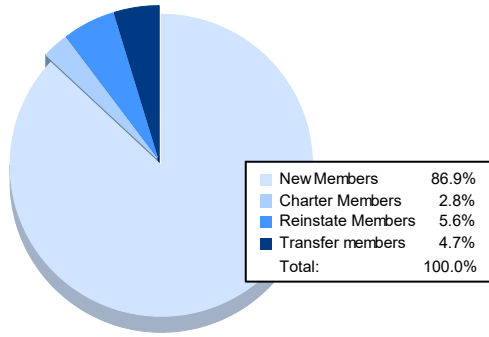


Year	New Clubs	Dropped Clubs	Gain/ Loss Clubs	New Members	Charter Members	Reinstate Members	Transfer Members	Total Member Added	Total Members Dropped	Gain/ Loss Members
2018-2019	1	2	-1	88	23	7	4	122	133	-11
2019-2020	0	1	-1	46	6	2	4	58	176	-118
2020-2021	1	0	1	140	23	9	12	184	150	34
2021-2022	3	1	2	147	67	5	2	221	183	38
2022-2023	0	2	-2	93	3	6	5	107	146	-39
<b>Average</b>	<b>1</b>	<b>1</b>	<b>0</b>	<b>103</b>	<b>24</b>	<b>6</b>	<b>5</b>	<b>138</b>	<b>158</b>	<b>-19</b>



### Membership Composition June 2023 Cumulative



### Gender Composition June 2023 Cumulative

